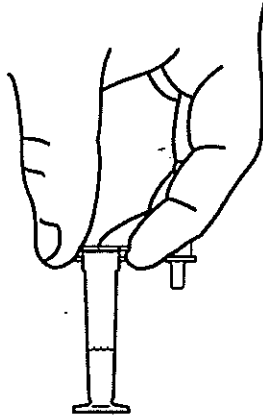


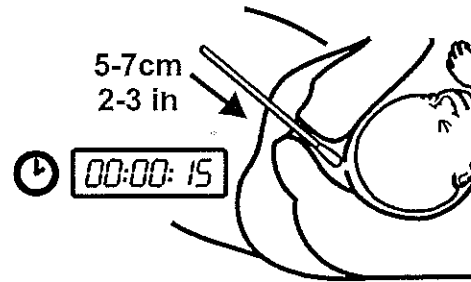
Specimen Collection Guide-ROM plus Fetal Membranes Rupture Test

Step 1.



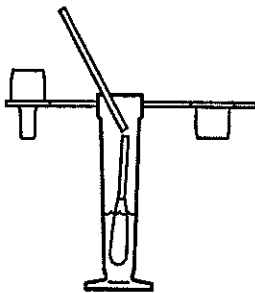
Remove collection contents from package. holding the buffer vial in an upright position, remove the shipping cap as shown and set the vial aside.

Step 2.



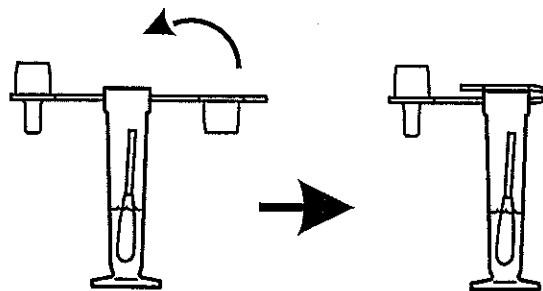
Remove swab from its sterile package and collect a sample from the vagina.

Step 3.



Place the swab in the buffer. Break off the swab tip at the scored mark and leave the tip in the vial.

Step 4.



Place the shipping cap back on the vial. Label the vial. Place in a biohazard baggie. Send the specimen to the lab for testing.